

DRUM SUSPENSION

D111056-

base number

Finish Options

-

Finish Options

- 1.To build a product code in our configurator select the specify button on the base model # product page
2. To build a manual product code on this datasheet choose from the options listed below in blue font and add the suffix to the base model #

GENERAL

Series: Drum

Brand: Ole

Division: Design

Mounting Type: Suspension

Mounting Location: Ceiling

Subcategory: Up/Down Light

PHYSICAL

Shape: Cone

Diameter (mm): 180

Diameter (in): 7 1/16

Height (mm): 250

Height (in): 9 13/16

Max. Overall Height (mm): 2250

Max. Overall Height (in): 88 9/16

Light Distribution: Direct / Indirect

Weight (kg): 1

Weight (lbs): 2.2

Diffuser: Satin Glass

Fixture Finish: BEI / BLK / BLU / COG / DGN / GRY / MRN / MOC / MUS / OLV / SIL / STN / TER / WHI

Holder Finish: MWH / MBK

Fixture Material: Fabric Cord / Metal

Cable Details: 2000mm Cable

Upon Request: Other fabric cord colors available upon request (see downloadable finish chart)

ELECTRICAL

Number of Lamps: 1

Lamp Type: LED Retrofit

Lamp Shape: A19

Bulb Included: Bulb Not Included

Max. Wattage Per Lamp (W): 15

Lamp Base: E26

Input Voltage (V): 120

Upon Request: 277Vac / GU24

LED

OPTICAL

RATINGS AND CERTIFICATIONS

Certified By: Certified for North American Standards

IP rating: IP20

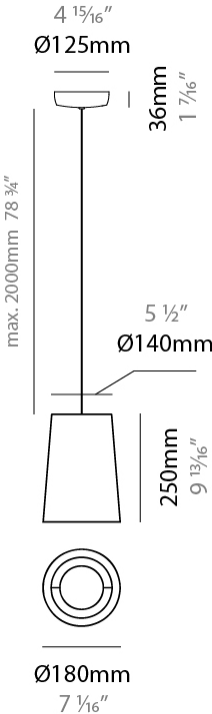
PROJECT

TYPE


SPECIFIER

QUANTITY

DATE



| |
|-----------|
| PROJECT |
| TYPE |
| SPECIFIER |
| QUANTITY |
| DATE |



DRUM SUSPENSION

D111058-

base number Finish Options Finish Options

- 1.To build a product code in our configurator select the specify button on the base model # product page
- 2. To build a manual product code on this datasheet choose from the options listed below in blue font and add the suffix to the base model #

GENERAL

Series: Drum
Brand: Ole
Division: Design
Mounting Type: Suspension
Mounting Location: Ceiling
Subcategory: Up/Down Light

PHYSICAL

Shape: Drum
Diameter (mm): 300
Diameter (in): 11 13/16
Height (mm): 200
Height (in): 7 7/8
Max. Overall Height (mm): 2200
Max. Overall Height (in): 86 5/8
Light Distribution: Direct / Indirect
Weight (kg): 2
Weight (lbs): 4.4
Fixture Finish: BEI / BLK / BLU / COG / DGN / GRY / MRN / MOC / MUS / OLV / SIL / STN / TER / WHI
Holder Finish: BLK
Fixture Material: Fabric Cord / Metal
Cable Details: 2000mm Cable
Upon Request: Other fabric cord colors available upon request (see downloadable finish chart)

ELECTRICAL

Number of Lamps: 1
Lamp Type: LED Retrofit
Lamp Shape: A19
Bulb Included: Bulb Not Included
Max. Wattage Per Lamp (W): 15
Lamp Base: E26
Input Voltage (V): 120
Upon Request: 277Vac / GU24

LED

OPTICAL

RATINGS AND CERTIFICATIONS

Certified By: Certified for North American Standards
IP rating: IP20

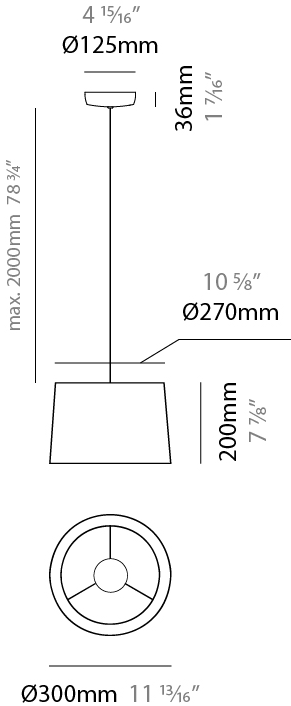
PROJECT _____

TYPE _____

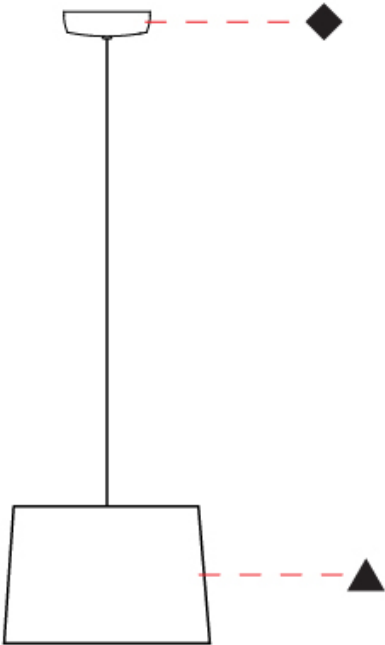
SPECIFIER _____

QUANTITY _____

DATE _____



| |
|-----------|
| PROJECT |
| TYPE |
| SPECIFIER |
| QUANTITY |
| DATE |



DRUM SUSPENSION

D111060-

base number Finish Options Finish Options

- 1. To build a product code in our configurator select the specify button on the base model # product page
- 2. To build a manual product code on this datasheet choose from the options listed below in blue font and add the suffix to the base model #

GENERAL

Series: Drum
Brand: Ole
Division: Design
Mounting Type: Suspension
Mounting Location: Ceiling
Subcategory: Up/Down Light

PHYSICAL

Shape: Drum
Diameter (mm): 500
Diameter (in): 19 11/16
Height (mm): 300
Height (in): 11 13/16
Max. Overall Height (mm): 2300
Max. Overall Height (in): 90 9/16
Light Distribution: Direct / Indirect
Weight (kg): 2.8
Weight (lbs): 6.2
Fixture Finish: BEI / BLK / BLU / COG / DGN / GRY / MRN / MOC / MUS / OLV / SIL / STN / TER / WHI
Holder Finish: BLK
Fixture Material: Fabric Cord / Metal
Cable Details: 2000mm Cable
Upon Request: Other fabric cord colors available upon request (see downloadable finish chart)

ELECTRICAL

Number of Lamps: 1
Lamp Type: LED Retrofit
Lamp Shape: A19
Bulb Included: Bulb Not Included
Max. Wattage Per Lamp (W): 15
Lamp Base: E26
Input Voltage (V): 120
Upon Request: 277Vac / GU24

LED

OPTICAL

RATINGS AND CERTIFICATIONS

Certified By: Certified for North American Standards
IP rating: IP20

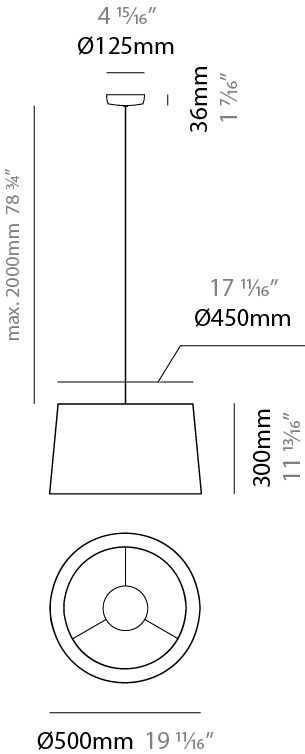
PROJECT _____

TYPE _____

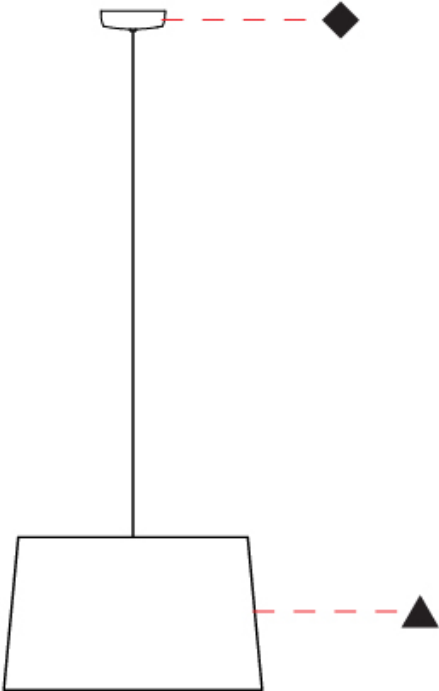
SPECIFIER _____

QUANTITY _____

DATE _____



| |
|-----------|
| PROJECT |
| TYPE |
| SPECIFIER |
| QUANTITY |
| DATE |



DRUM SUSPENSION

D111062-

base number Finish Options Finish Options

1. To build a product code in our configurator select the specify button on the base model # product page
2. To build a manual product code on this datasheet choose from the options listed below in blue font and add the suffix to the base model #

GENERAL

Series: Drum

Brand: Ole

Division: Design

Mounting Type: Suspension

Mounting Location: Ceiling

Subcategory: Up/Down Light

PHYSICAL

Shape: Drum

Diameter (mm): 500

Diameter (in): 19 11/16

Height (mm): 450

Height (in): 17 11/16

Max. Overall Height (mm): 2450

Max. Overall Height (in): 96 7/16

Light Distribution: Direct / Indirect

Weight (kg): 4

Weight (lbs): 8.8

Fixture Finish: BEI / BLK / BLU / COG / DGN / GRY / MRN / MOC / MUS / OLV / SIL / STN / TER / WHI

Holder Finish: BLK

Fixture Material: Fabric Cord / Metal

Cable Details: 2000mm Cable

Upon Request: Other fabric cord colors available upon request (see downloadable finish chart)

ELECTRICAL

Number of Lamps: 3

Lamp Type: LED Retrofit

Lamp Shape: A19

Bulb Included: Bulb Not Included

Max. Wattage Per Lamp (W): 15

Lamp Base: E26

Input Voltage (V): 120

Upon Request: 277Vac / GU24

LED

OPTICAL

RATINGS AND CERTIFICATIONS

Certified By: Certified for North American Standards

IP rating: IP20

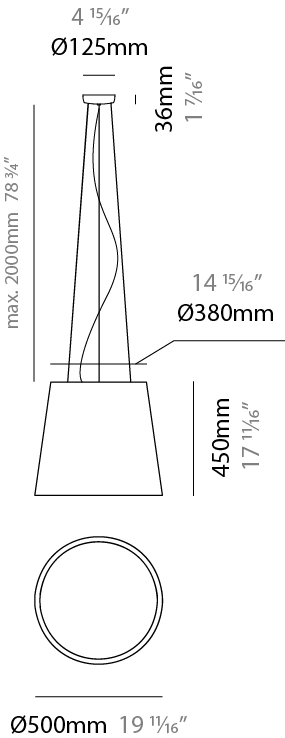
PROJECT

TYPE

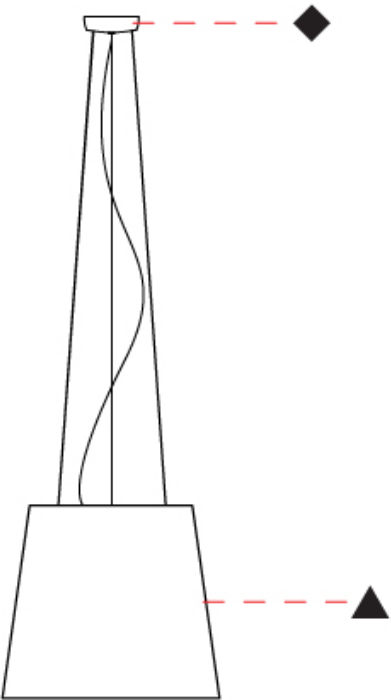
SPECIFIER

QUANTITY

DATE



| |
|-----------|
| PROJECT |
| TYPE |
| SPECIFIER |
| QUANTITY |
| DATE |



DRUM SUSPENSION

D111063-

base number Finish Options Finish Options

- 1.To build a product code in our configurator select the specify button on the base model # product page
- 2. To build a manual product code on this datasheet choose from the options listed below in blue font and add the suffix to the base model #

GENERAL

Series: Drum
Brand: Ole
Division: Design
Mounting Type: Suspension
Mounting Location: Ceiling
Subcategory: Up/Down Light

PHYSICAL

Shape: Drum
Diameter (mm): 600
Diameter (in): 23 5/8
Height (mm): 160
Height (in): 6 3/16
Max. Overall Height (mm): 2160
Max. Overall Height (in): 85 1/16
Light Distribution: Direct / Indirect
Weight (kg): 3.3
Weight (lbs): 7.26
Fixture Finish: BEI / BLK / BLU / COG / DGN / GRY / MRN / MOC / MUS / OLV / SIL / STN / TER / WHI
Holder Finish: BLK
Fixture Material: Fabric Cord / Metal
Cable Details: 2000mm Cable
Upon Request: Other fabric cord colors available upon request (see downloadable finish chart)

ELECTRICAL

Number of Lamps: 3
Lamp Type: LED Retrofit
Lamp Shape: A19
Bulb Included: Bulb Not Included
Max. Wattage Per Lamp (W): 15
Lamp Base: E26
Input Voltage (V): 120
Upon Request: 277Vac / GU24

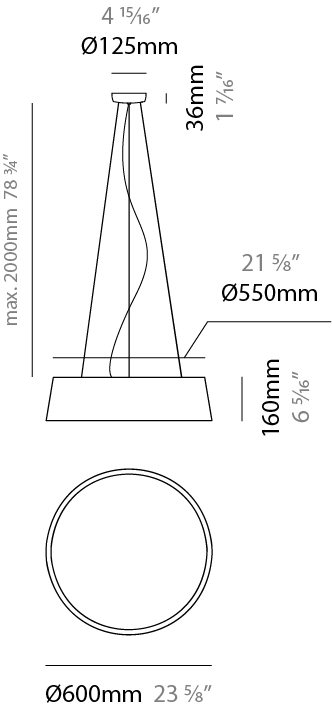
LED

OPTICAL

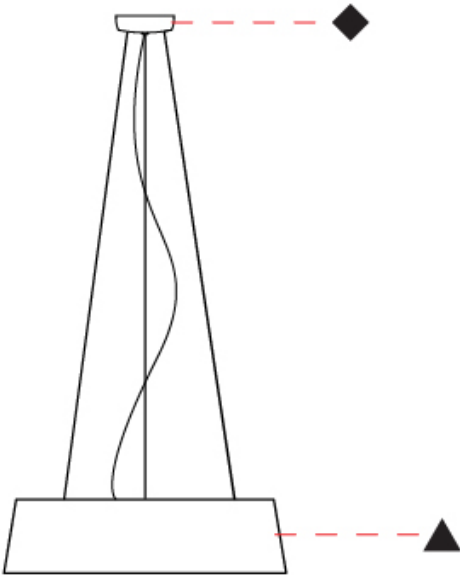
RATINGS AND CERTIFICATIONS

Certified By: Certified for North American Standards
IP rating: IP20

PROJECT
TYPE
SPECIFIER
QUANTITY
DATE



| |
|-----------|
| PROJECT |
| TYPE |
| SPECIFIER |
| QUANTITY |
| DATE |



DRUM SUSPENSION

D111064-

base number Finish Options Finish Options

- 1.To build a product code in our configurator select the specify button on the base model # product page
- 2. To build a manual product code on this datasheet choose from the options listed below in blue font and add the suffix to the base model #

GENERAL

Series: Drum
Brand: Ole
Division: Design
Mounting Type: Suspension
Mounting Location: Ceiling
Subcategory: Up/Down Light

PHYSICAL

Shape: Drum
Diameter (mm): 800
Diameter (in): 31 1/2
Height (mm): 260
Height (in): 10 1/4
Max. Overall Height (mm): 2260
Max. Overall Height (in): 89
Light Distribution: Direct / Indirect
Weight (kg): 4.6
Weight (lbs): 10.12
Fixture Finish: BEI / BLK / BLU / COG / DGN / GRY / MRN / MOC / MUS / OLV / SIL / STN / TER / WHI
Holder Finish: BLK
Fixture Material: Fabric Cord / Metal
Cable Details: 2000mm Cable
Upon Request: Other fabric cord colors available upon request (see downloadable finish chart)

ELECTRICAL

Number of Lamps: 4
Lamp Type: LED Retrofit
Lamp Shape: A19
Bulb Included: Bulb Not Included
Max. Wattage Per Lamp (W): 15
Lamp Base: E26
Input Voltage (V): 120
Upon Request: 277Vac / GU24

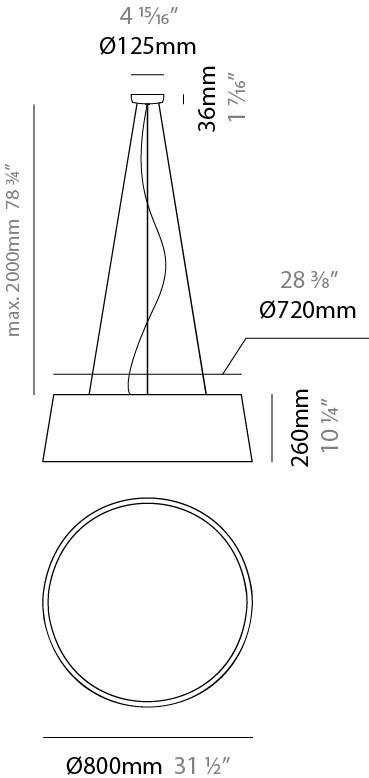
LED

OPTICAL

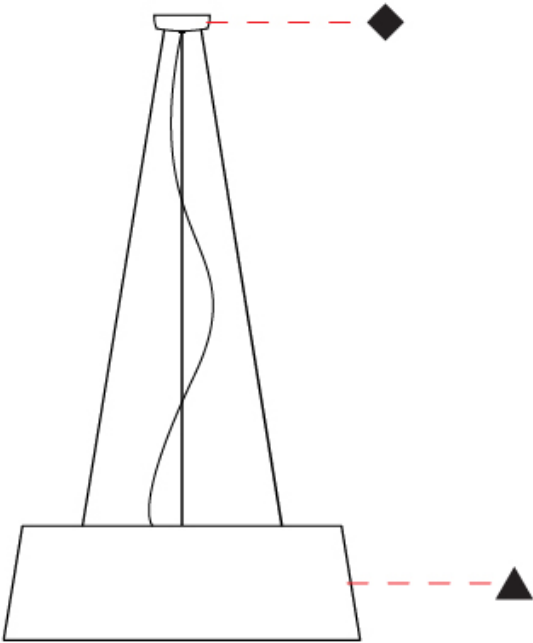
RATINGS AND CERTIFICATIONS

Certified By: Certified for North American Standards
IP rating: IP20

PROJECT
TYPE
SPECIFIER
QUANTITY
DATE

















| |
|-----------|
| PROJECT |
| TYPE |
| SPECIFIER |
| QUANTITY |
| DATE |






| |
|-----------|
| PROJECT |
| TYPE |
| SPECIFIER |
| QUANTITY |
| DATE |

Fixture Finish

| | | | | | |
|--|--|--|--|---|--|
| Beige - BEI  | Black - BLK  | Blue - BLU  | Cognac - COG  | Dark Green - DGN  | Gray - GRY  |
| Maroon - MRN  | Mocha - MOC  | Mustard - MUS  | Olive - OLV  | Silver - SIL  | Stone - STN  |
| Terracotta - TER  | White - WHI  | | | | |

Holder Finish

| | | |
|---|--|--|
| Matte White - MWH  | Matte Black - MBK  | Black - BLK  |
|---|--|--|

Digital: Not all screens are calibrated the same, and therefore, colors will appear differently between screens.
Physical: When texture is involved, there will be variations in color, character and tone within a product series and between product families.



COLOR FINISH CHART


PROJECT

TYPE

NOTES

QUANTITY

DATE



Digital: Not all screens are calibrated the same, and therefore, colors will appear differently between screens.
Physical: When texture is involved, there will be variations in color, character and tone within a product series and between product families.

PROJECT

TYPE

NOTES

QUANTITY

DATE

COMPLETE COLOR FINISH CHART

S - WHITE- WHI
Pant. WHITE 71



CRYSTAL
Pant. GLASS 75



ALPACA
Pant. 429C 1401



S - SILVER - SIL
Pant. 7C 129



LITIO*
Pant. 5425C 2621



DELHIN
Pant. 430C 126



S - GRAY- GRY
Pant. 10C 120



TUNEL
Pant. BLACK 7C 169



S - BLACK- BLK
Pant. BLACK C 211



BOREAL
Pant. 7547C 1786



NOCTURNO
Pant. 7547C 66



MARINO
Pant. 289C 63



PACIFIC
Pant. 2767C 68



S - BLUE (INDIGO)
Pant. 653C 61



ALITALIA
Pant. 646C 125



MEDAS
Pant. 295C 24



AZUL ROYAL
Pant. 288C 1075



OCEANO
Pant. 294C 67



AZUL ELECTRICO
Pant. 2945 49



TEJANO
Pant. 3015C 55



BLAVINA
Pant. 2915C 59



ESCARCHA
Pant. 2707C 60



LAGO
Pant. 324C 313



GREEN
Pant. 326C 317



Standard Colors with [S-]
Other fabric cord colors available upon request. Price increase and minimum quantities may apply
Digital: Not all screens are calibrated the same, and therefore, colors will appear differently between screens.
Physical: When texture is involved, there will be variations in color, character and tone within a product series and between product families.
Zaneen Group Inc. © 2024, T 1800-388-3382, F 416-247-9319, www.zaneen.com
Available for International specifications by adding 'INT' at the end of the existing Model #. For assistance on 'custom' specifications, contact zteam@zaneen.com.
In a constant effort to supply the best product, we reserve the right to change specifications or materials without notice. The most recent specification sheets are found at zaneen.com

COMPLETE COLOR FINISH CHART



COMPLETE COLOR FINISH CHART

| | | | |
|---|--|--|--|
| <div>ORO</div> <div>Pant. 872C</div> <div>16</div> <div></div> | <div>GOLDEN</div> <div>Pant. 7403C</div> <div>7</div> <div></div> | <div>S - MUSTARD</div> <div>Pant. 1245C</div> <div>168</div> <div></div> | <div>CANARIO</div> <div>Pant. 106C</div> <div>9</div> <div></div> |
| <div>MIMOSA</div> <div>Pant. 108C</div> <div>15</div> <div></div> | <div>AMARILLO</div> <div>Pant. 109U</div> <div>1</div> <div></div> | <div>NECTAR</div> <div>Pant. 137C</div> <div>1871</div> <div></div> | <div>LAVA</div> <div>Pant. 151C</div> <div>1334</div> <div></div> |
| <div>NARANJA</div> <div>Pant. 164C</div> <div>87</div> <div></div> | <div>S - TERRACOTTA</div> <div>Pant. 153C</div> <div>205</div> <div></div> | <div>CALABAZA</div> <div>Pant. 158C</div> <div>84</div> <div></div> | <div>ARCILLA</div> <div>Pant. 1675C</div> <div>150</div> <div></div> |
| <div>ROJO</div> <div>Pant. 186C</div> <div>241</div> <div></div> | <div>FUEGO</div> <div>Pant. 185C</div> <div>245</div> <div></div> | <div>SATAN</div> <div>Pant. 207C</div> <div>19</div> <div></div> | <div>S- MAROON</div> <div>Pant. 1955C</div> <div>224</div> <div></div> |
| <div>CLARETE</div> <div>Pant. 209C</div> <div>240</div> <div></div> | <div>BURDEOS</div> <div>Pant. 188C</div> <div>163</div> <div></div> | <div>RUBINA</div> <div>Pant. 229C</div> <div>285</div> <div></div> | <div>FRESILLA</div> <div>Pant. 695C</div> <div>273</div> <div></div> |
| <div>PURPURA</div> <div>Pant. 215C</div> <div>276</div> <div></div> | <div>CICLAMOR</div> <div>Pant. 205C</div> <div>264</div> <div></div> | <div>FUCSIA</div> <div>Pant. 212C</div> <div>267</div> <div></div> | <div>PESCA</div> <div>Pant. 218C</div> <div>275</div> <div></div> |

Standard Colors with [S-]
Other fabric cord colors available upon request. Price increase and minimum quantities may apply
Digital: Not all screens are calibrated the same, and therefore, colors will appear differently between screens.
Physical: When texture is involved, there will be variations in color, character and tone within a product series and between product families.
Zaneen Group Inc. © 2024, T 1800-388-3382, F 416-247-9319, www.zaneen.com
Available for International specifications by adding 'INT' at the end of the existing Model #. For assistance on 'custom' specifications, contact zteam@zaneen.com.
In a constant effort to supply the best product, we reserve the right to change specifications or materials without notice. The most recent specification sheets are found at zaneen.com

PROJECT

TYPE

NOTES

QUANTITY






































































DATE

COMPLETE COLOR FINISH CHART













| |
|-----------|
| PROJECT |
| TYPE |
| SPECIFIER |
| QUANTITY |
| DATE |











LEGEND

| | | | | | |
|--|---|---|--|---|--|
|  | floor-mounted |  | pivotal |  | special LED (upon request) RGB, RGBW, tunable, gold+, meat+, art+, fashion+ |
|  | wall and ceiling: recessed and surface mounted |  | rotating |  | warm dim / natural dimming LED |
|  | ceiling-mounted and wall-mounted |  | illuminate tilted |  | rechargeable battery powered |
|  | wall-mounted |  | color of suspension cable |  | fixture with natural vivid LED (upon request) |
|  | omni-directional light distribution |  | length of suspension cable |  | color rendering index |
|  | direct light distribution |  | reflector degree selection |  | color temperature |
|  | direct/indirect light distribution |  | super spot |  | lumen (luminous flux) |
|  | indirect light distribution |  | lens |  | efficacy (lumens per watt) |
|  | asymmetric light distribution |  | lens pack |  | Unified Glare Rating (UGR) range from 5-40 |
|  | aura light distribution |  | shine ring |  | marine grade (AISI 316 stainless steel) |
|  | round wall or ceiling cut-out |  | integrated shine ring with diffuser |  | walk on |
|  | square wall or ceiling cut-out |  | free individual colors 01-29 |  | drive on |
|  | the supplied jig specifies the cutout dimensions |  | individual colors: 00 (free of charge), 01-25 (extra charge) |  | Dark Sky Compliance |
|  | minimum distance (meters) lamp - object |  | luminaire part to be colored (F1) |  | Americans with Disabilities Act (less than 4" off the wall located between 27"-84" from floor) |
|  | recessed depth |  | luminaire part to be colored (F2) |  | lamp protected against explosion |
|  | ceiling thickness in mm |  | luminaire part to be colored (F3) |  | blown glass using traditional methods by master glass blower |
|  | ceiling thickness selection |  | luminaire part to be colored (F4) |  | acoustic material |
|  | dimmable DP (phase), DV (0-10V), DD (dali), DS (step-dim) |  | luminaire part to be colored (F5) |  | protection class I, protection insulation |
|  | included or excluded LED driver/transformer/control gear |  | color of 3-circuit adaptor |  | protection class II, protection insulation |
|  | separately switchable |  | indirect diffuser |  | ETL Certified to UL and CSA Standards |
|  | sensor |  | direct diffuser |  | UL Certified to UL and CSA Standards |
|  | remote control |  | ball-proof (upon request) |  | CSA Certified to UL and CSA Standards |
|  | available upon request |  | accessory |  | Certified for North American Standards |

IP RATING

| | |
|---|--|
|  | protected against ingress of solid bodies greater than 12.5mm (finger) |
|  | protected against ingress of solid bodies greater than 2.5mm protected against sprays of water up to 60 degrees from the vertical (rain) |
|  | protected against ingress of solid bodies greater than 1mm (wire) no protection against the ingress of moisture |
|  | protected against ingress of solid bodies greater than 1mm (wire) protected against sprays of water up to 60 degrees from the vertical (rain) |
|  | protected against ingress of solid bodies greater than 1mm (wire) protected against water splashed from all directions |
|  | protected against limited ingress of dust (wet rooms/covered outdoor areas) protected against water splashed from all directions |
|  | protected against ingress of dust protected against jets of water |
|  | protected against ingress of dust protected against powerful jets of water or heavy seas |
|  | protected against ingress of dust protected against immersion of water between 15cm - 1m for 30 minutes |
|  | protected against ingress of dust protected against immersion of water under pressure for long periods |

IK RATING

| | |
|---|---|
|  | protected against 0.14 joules impact (equivalent to 0.25kg mass dropped from 56mm above the surface) |
|  | protected against 0.2 joules impact (equivalent to 0.25kg mass dropped from 80mm above the surface) |
|  | protected against 0.35 joules impact (equivalent to 0.25kg mass dropped from 140mm above the surface) |
|  | protected against 0.5 joules impact (equivalent to 0.25kg mass dropped from 200mm above the surface) |
|  | protected against 0.7 joules impact (equivalent to 0.25kg mass dropped from 280mm above the surface) |
|  | protected against 1 joules impact (equivalent to 0.25kg mass dropped from 400mm above the surface) |
|  | protected against 2 joules impact (equivalent to 0.5kg mass dropped from 400mm above the surface) |
|  | protected against 5 joules impact (equivalent to 1.7kg mass dropped from 300mm above the surface) |
|  | protected against 10 joules impact (equivalent to 5.0kg mass dropped from 200mm above the surface) |
|  | protected against 20 joules impact (equivalent to 5.0kg mass dropped from 400mm above the surface) |